

CG-AR Series

CUTTING PLOTTER

CG-60AR/100AR/130AR

"Stay sharp" More profit per cut



CG-100AR

- Realizing a cut pressure of 550 g, which is the highest in the entry class, expanding the range of cuttable materials
- The maximum cutting speed is 105% of the previous model for greater productivity
- New lineup options for cardboard full cutting
- Easy to cut output from Windows plotter driver
- Equipped with an ID cut function, realizing efficient print & cut in seamless coordination with Mimaki's printers

Application



Cardboard cutting



Windows Compatible with a plotter driver

This smooth cutting is just like a multi-functional office printer outputting designs created using Word or Excel.

Dedicated software provided as standard


fine Cut/Coat 9
Compatible with
Adobe Illustrator / CorelDRAW
Plug-in cutting software

Simple POP
Software for POP and shop interior
designs using templates

A cutting pressure of 550 g, which is the highest in its class, expands the range of cut materials

The highest-in-class cutting pressure enables the cutting of various materials such as sheets (e.g. PVC/fluorescent/reflective/rubber sheets) and the cutout of cardboard.

Pursuit of basic cutting methods

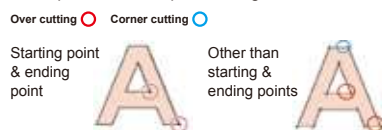


* There are the specified settings and restrictions on cutting conditions for "Full cut" and "Half cut" methods, so please refer to the operation manual for details.

Various convenient functions

Over cutting and corner cutting

Over cutting and corner cutting of starting & ending points and other corners are possible, which prevents incomplete cutting.

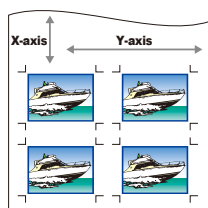


Split cut

Cut is performed by splitting a space larger than the sheet width or splitting long data in the X-axis (feed) direction and the Y-axis (width) direction to avoid cut position gap.

Continuous register mark detection

Since multiple register marks are automatically detected (read) and data are individually and automatically corrected, highly precise cutting is possible even for long continuous data.



Multiple imposition data sequentially positioned in the X and Y axis directions are individually corrected and cut correctly.

Product specifications

Item		CG-60AR	CG-100AR	CG-130AR
Applicable media width		90 - 740 mm (3.5"-29.1")	90 - 1,250 mm (3.5"-49.2")	90 - 1,550 mm (3.5"-61.0")
Cuttable area ^{*1}		606 mm × 51 m (23.9"×167.3")	1,070 mm × 51 m (42.1"×167.3")	1,370 mm × 51 m (53.9"×167.3")
Maximum speed		Cutting: 73 cm/s 45° direction: 103 cm/s		
Settable speeds		1 - 10 cm/s (1 cm/s step adjustment), 10 - 73 cm/s (5 cm/s step adjustment)		
Mechanical resolution		X-axis: 2.5 μm, Y-axis: 5 μm		
Program step		25, 10 μm (MGL-IIc) / 100, 50 μm (MGL-Ic1)		
Repetition accuracy ^{*2}		0.2 mm / 2 m		
Accuracy guarantee range		586 mm × 2 m	1,050 mm × 2 m	1,350 mm × 2 m
Maximum pressure		550 g		
Set pressure	Cutter	10 - 20 g (2g step), 20 - 100 g (5 g step), 100 - 550 g (10 g step)		
	Pen	10 - 20 g (2g step), 20 - 100 g (5 g step), 100 - 150 g (10 g step)		
	Creasing tool (option)	10 - 20 g (2g step), 20 - 100 g (5 g step), 100 - 550 g (10 g step)		
Applicable (cuttable) media ^{*3 *4}		PVC sheet (0.25 mm thick or less; laminated), rubber sheet, fluorescent sheet and reflective sheet		
		Cardboard (used in combination with an optional sheet table)		
Usable tools ^{*5}		Eccentric cutter, commercially available ball-point pen, Creasing tool (option)		
Commands ^{*6}		MGL-IIc / Ic1		
Interface		USB, RS-232C, Ethernet		
Receive buffer capacity		About 27 MB as standard (17 MB when sorting is effective)		
Operational environment		Temperature: 5 to 35°C; Humidity: 35 to 75% Rh (without condensation)		
Power supply		AC 100 - 240 V 1A 50/60Hz		
Power consumption		168W or less	228W or less	
Dimensions (W × D × H)	1,010 × 355 × 355 mm (39.8" × 14.0" × 14.0")	1,510 × 580 × 1,160 mm (59.4" × 22.8" × 45.7")	1,810 × 580 × 1,160 mm (71.3" × 22.8" × 45.7")	
	1,010 × 580 × 1,160 mm (39.8" × 22.8" × 45.7") (with the stand)			
Weight	17 kg(37.5 lb)	35 kg(77.2 lb)	43 kg(94.8 lb)	
	27 kg(59.5 lb) (with the stand)			
Stand	Options	Standard equipment		

Cardboard cutting is possible

Dedicated options enable cutting from ordinary paper and cardboard. Creation of paper crafts and packages is possible with this machine alone. ^{*1 *2}



*1. Dedicated options: Sheet table, Cutting sheet, Blade for heavy paper, and Creasing tool

*2. Adaptable sizes: up to A3

Easy cutting using a Windows plotter driver

Drawing is possible using Windows-compliant software (e.g. Microsoft Word and Excel), without the need for dedicated data preparation software. Easy cutting is possible, just like outputting with using a general office printer.



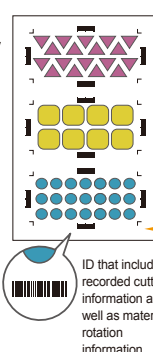
Equipped with an ID cut function, realizing efficient print & cut

"ID cut" is a function for automatically cutting data included in an ID simply by scanning the ID register marks output by Mimaki's optionally available printer^{*3}. Data transmission from the PC is completed with one-time operation, which drastically saves labor for print & cut and enhances work efficiency.

*3. Compatible with the JV330Series, JV300Plus Series and the JV/UJV100 Series



ID cut function



Supplies and options

Item	Qty	Item No.
Standard blade for vinyl	3	SPB-0030
Blade for vinyl	3	SPB-0001
Blade for small character	3	SPB-0003
Blade for reflective sheet	2	SPB-0006
Blade for fluorescent sheet	3	SPB-0007
Blade set (rubber sheet)	3	SPB-0084
Blade for heavy paper	3	SPB-0092
Cutter holder	1	SPA-0329
Pen adapter	1	SPA-0169
Pen adapter (spare lead)	1	SPA-0183
Refill lead for Mitsubishi ball-point pen	10	SPC-0726
Cutting sheet	2	SPC-0888
Sheet basket 60	1	OPT-C0234
Sheet basket 100	1	OPT-C0232
Sheet basket 130	1	OPT-C0233
Stand for CG-60	1	OPT-C0241
Sheet table	1	OPT-C0242
Creasing tool	1	OPT-C0243

*La fábrica se reserva el derecho de modificar las especificaciones sin previo aviso | Ver.: 23-08-2024